


WBAT SAFETY

In-Flight Incident Reporting just got easier!
 The new and improved Hawaiian Airlines WBAT Safety app is finally here!
 Skip the paper reports
 and easily create reports inflight from your mobile device.
Download the WBAT Safety app today!

1 Install the WBAT App


For Android devices:

- OPEN Google Play
- SEARCH "WBAT MOBILE"
- Click INSTALL




For iPhone devices:

- OPEN the App Store
- SEARCH "WBAT for Safety"
- Click GET



2 Logging-in *must log-in prior to flight with mobile connectivity



- USER ID: 6-digit employee number
- PASSWORD: existing WBAT password
- *if no existing password: last 4 digits of your SS#
- *Domain: hawaiiansafety

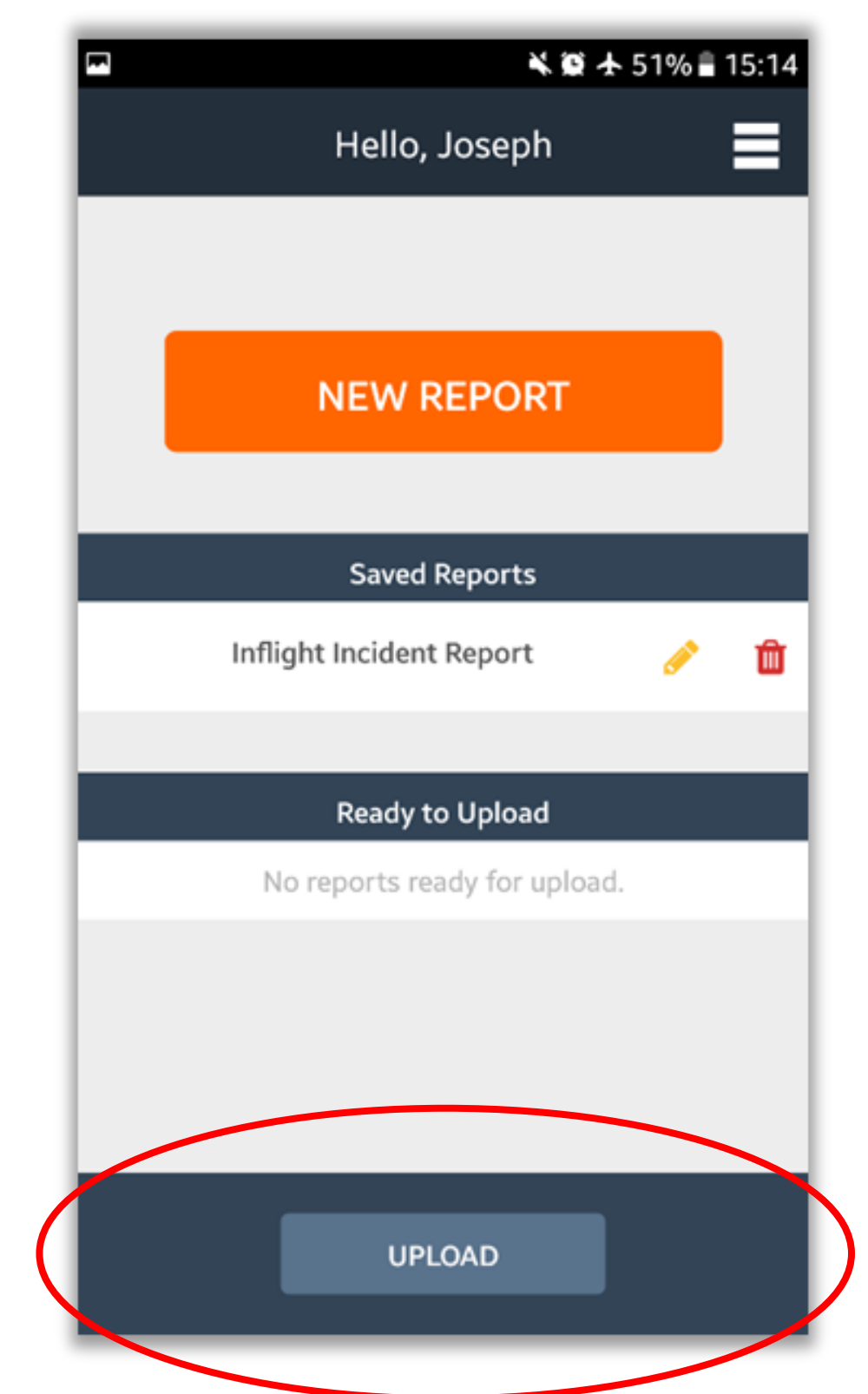
3 Creating a Report**

SELECT "New Report" SELECT "Incident Report" COMPLETE WBAT as usual

4 Important Reminders**

You must complete all items in **RED**.
 Select **DATE/TIME** & Insert **NARRATIVE**

5 Submitting your Report



If you complete the report while inflight, the report will be saved but **MUST BE MANUALLY** submitted once on land and a mobile connection is made.

You must CLICK "UPLOAD" on the Main Screen to submit your Report.

**reports may be created inflight without mobile connectivity